

KENTUCKY NONPROFITS: MORE THAN CHARITY

THE BIG PICTURE

All Tax-Exempt KY Nonprofits

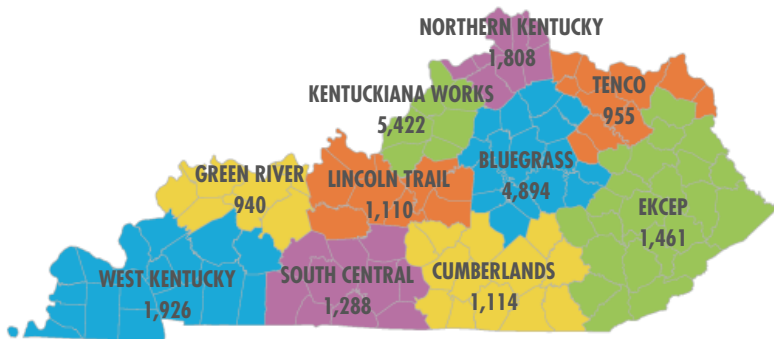
Source: IRS Business Master File, November 2021

20,918 registered nonprofits

↪ 20% increase since 2012

ALL TAX-EXEMPT NONPROFITS BY LOCAL WORKFORCE AREA

Source: IRS Business Master File, November 2021



ALL TAX-EXEMPT NONPROFITS BY PRIMARY PURPOSE

Source: National Center for Charitable Statistics (NCCS)
analysis of IRS Business Master File, April 2020

	Number of Nonprofits	% of Total	Assets (millions)	% of Total	Revenue (millions)	% of Total
Arts, Culture, and Humanities	1,424	7.1%	\$1,125	2.2%	\$241	0.9%
Education	2,454	12.3%	\$7,610	14.5%	\$2,898	10.9%
Environment and Animals	795	4.0%	\$506	1.0%	\$157	0.6%
Health	1,280	6.4%	\$22,513	43.0%	\$15,998	59.9%
Human Services	5,328	26.7%	\$5,292	10.1%	\$2,643	9.9%
International, Foreign Affairs	223	1.1%	\$28	0.1%	\$24	0.1%
Public, Societal Benefit	3,119	15.6%	\$14,184	27.1%	\$4,120	15.4%
Religion Related	3,558	17.8%	\$248	0.5%	\$124	0.5%
Mutual/Membership Benefit	1,350	6.8%	\$802	1.5%	\$490	1.8%
Unknown, Unclassified	407	2.0%	\$13	0.0%	\$2	0.0%

A CLOSER LOOK AT CHARITABLE NONPROFITS

501(c)(3) Organizations Filing IRS Form 990 & 990-EZ

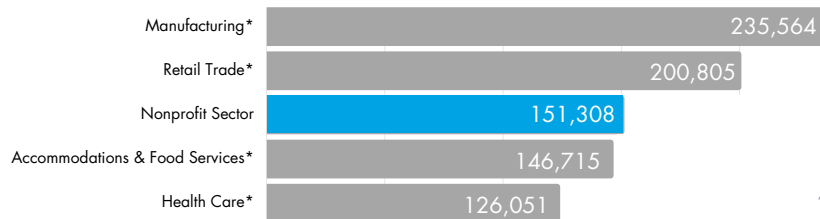
A Major Employer

3,895 registered 501(c)(3) KY nonprofits with paid employees

1 in 10 private sector KY jobs are at nonprofits



LARGEST KY PRIVATE SECTOR EMPLOYERS BY INDUSTRY



*excludes nonprofit jobs



151,308 jobs at nonprofits



\$8.5 billion in annual wages



\$26 billion in expenditures benefiting KY's economy



Sources: IRS Exempt Organization Business Master File (November 2021); Kentucky Center for Statistics, Labor Market Information Branch, 2020 Quarterly Census of Employment and Wages. Expenditures data: IRS Business Master Files (BMF) 2017-2020; IRS e-File and Revenue Transaction Files FY ending circa 2018 and 2019, via DataLake Nonprofit Research

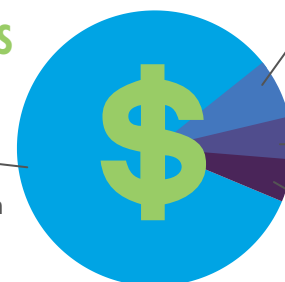
SMALL BUT MIGHTY

74% of nonprofits have annual budgets of less than \$500,000

82% of nonprofits have annual budgets of less than \$1 million

REVENUE SOURCES

83% (\$22.89 billion) Program Revenue (including contracts with government)



Sources: IRS Business Master Files (BMF) 2018-2020; IRS e-File and Revenue Transaction Files FY ending circa 2019, via DataLake Nonprofit Research

CHARITABLE NONPROFITS IN KENTUCKY'S LOCAL WORKFORCE AREAS

KY 501(c)(3) Organizations Filing IRS Form 990 & 990-EZ

	Number of Nonprofits with Paid Employees	% of Total	Number of Jobs at Nonprofits	% of Total	Assets (millions)	% of Total	Revenue (millions)	% of Total	Expenditures (millions)	% of Total
Bluegrass	778	20.0%	23,953	15.8%	\$10,589	24.1%	\$5,391	20.3%	\$4,684	17.8%
Cumberlands	193	5.0%	10,844	7.2%	\$1,410	3.2%	\$1,194	4.5%	\$856	3.3%
EKCEP	467	12.0%	16,234	10.7%	\$1,782	4.1%	\$1,388	5.2%	\$1,512	5.8%
Green River	181	4.6%	7,901	5.2%	\$668	1.5%	\$471	1.8%	\$1,179	4.5%
Kentuckiana Works	861	22.1%	48,365	32.0%	\$20,224	46.0%	\$12,818	48.3%	\$13,020	49.5%
Lincoln Trail	202	5.2%	2,986	2.0%	\$574	1.3%	\$347	1.3%	\$321	1.2%
Northern Kentucky	313	8.0%	14,894	9.8%	\$3,862	8.8%	\$2,238	8.4%	\$2,085	7.9%
South Central	197	5.1%	7,009	4.6%	\$2,005	4.6%	\$1,172	4.4%	\$1,024	3.9%
TENCO	217	5.6%	8,147	5.4%	\$1,492	3.4%	\$955	3.6%	\$1,106	4.2%
West Kentucky	275	7.1%	10,388	6.9%	\$1,354	3.1%	\$539	2.0%	\$494	1.9%
Unassigned	219	5.6%	588	0.4%						
Total (Kentucky)	3,895	100.0%	151,308	100.0%	\$43,960	100.0%	\$26,512	100.0%	\$26,281	100.0%

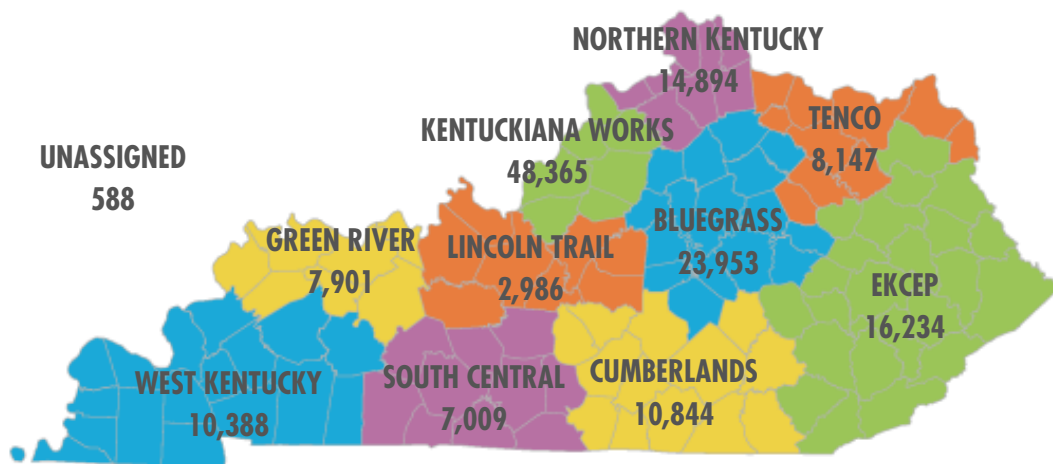
Sources: IRS Exempt Organization Business Master File (November 2021); Kentucky Center for Statistics, Labor Market Information Branch, 2020 Quarterly Census of Employment and Wages

Source: IRS Business Master File, November 2021

Source: IRS Business Master Files (BMF) 2018-2020; IRS e-File and Revenue Transaction Files FY ending circa 2019, via DataLake Nonprofit Research

CHARITABLE NONPROFIT JOBS BY LOCAL WORKFORCE AREA

Sources: IRS Exempt Organization Business Master File (November 2021); Kentucky Center for Statistics, Labor Market Information Branch, 2020 Quarterly Census of Employment and Wages



FOR MORE INFORMATION, VISIT [KYNONPROFITS.ORG/ADVOCATE/MORETHANCHARITY](https://kynonprofits.org/advocate/morethancharity)

Data Partner



Special Thanks to our Sponsors



KENTUCKY
NONPROFIT
NETWORK

Kentucky Nonprofit Network, over 820 members strong, strengthens and advances Kentucky's nonprofit sector.