

# NORTHERN KENTUCKY NONPROFIT COALITION

A regional alliance of Kentucky Nonprofit Network members

The Northern Kentucky Nonprofit Coalition (NKNC) is a regional alliance of KNN members committed to a stronger, more unified, and collaborative nonprofit sector serving the Northern KY region. The Coalition officially launched in April 2026, and this data highlights their collective economic and community impact.

## SERVING NORTHERN KENTUCKY



Members are collectively serving 682,066 constituents annually

## KEY TO OUR WORKFORCE



2,270 full-time employees  
1,918 part-time employees

## SIGNIFICANT ECONOMIC IMPACT




\$356 million in annual payroll & expenditures contributing to the Northern Kentucky economy



## 100% OF NORTHERN KENTUCKY RESIDENTS BENEFIT FROM THE WORK OF NONPROFITS

### REVENUE SOURCES FOR NORTHERN KENTUCKY NONPROFIT COALITION MEMBERS

TOTAL REVENUE = \$371.8 MILLION



#### 68% Program Revenue

GOVERNMENT GRANTS/CONTRACTS, FEE FOR SERVICE, ETC.

#### 24% Contributed Revenue

PRIVATE DONATIONS FROM INDIVIDUALS, FOUNDATIONS, CORPORATIONS, AND BEQUESTS

#### 8% Other Revenue

INVESTMENT AND INTEREST INCOME, ETC.

\*Some coalition member organizations operate in counties outside the designated region, and the data presented reflects their full service area.

The Northern Kentucky Nonprofit Coalition is a regional alliance of Kentucky Nonprofit Network (KNN) members. Over 1,200 members strong, KNN advances and strengthens Kentucky's nonprofit sector.



# Kentucky Nonprofits: **MORE THAN CHARITY**

CHARITABLE NONPROFITS' IMPACT ON KENTUCKY'S ECONOMY AND COMMUNITIES

## A SNAPSHOT OF CHARITABLE NONPROFITS STATEWIDE


**178,864**

KENTUCKIANS WORK FOR CHARITABLE NONPROFITS



**1 IN 10**

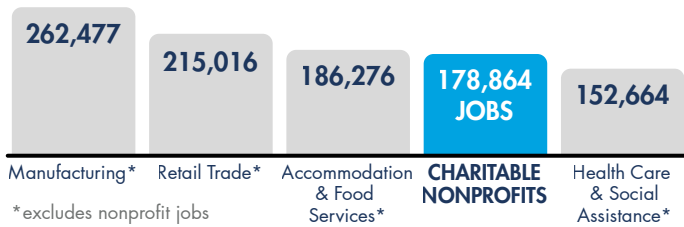
PRIVATE-SECTOR JOBS IN KENTUCKY IS AT A CHARITABLE NONPROFIT



**4,735**

501(C)(3) CHARITABLE NONPROFIT LOCATIONS WITH PAID EMPLOYEES

### WORKFORCE IMPACT



Charitable nonprofits employ nearly 1 in 10 Kentucky private-sector workers, contributing to a healthy workforce and channeling wages and expenditures back into local communities.

### ECONOMIC IMPACT

**13,965**

total charitable nonprofits contribute **\$32.5 BILLION** in annual expenditures, benefitting local economies

Charitable nonprofits with employees pay **\$11.9 BILLION** in wages

IRS Exempt Organization Business Master File and Kentucky Center for Statistics as of October 2025, Labor Market Information Branch Quarterly Census of Employment and Wages, December 2024  
 \*\*Expenditure data: IRS Business Master Files (BMF) 2012-2025; IRS e-File and Revenue Transaction Files of 501(c)(3) Public Charity Form 990/990-EZ Returns circa FY 2023, via DataLake Nonprofit Research

## A CLOSER LOOK AT CHARITABLE NONPROFITS IN THE NKNC COUNTIES

**16,460**

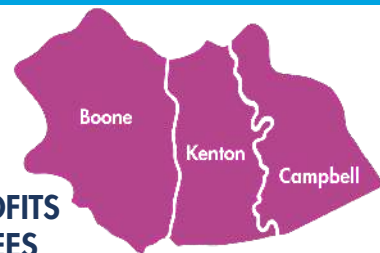
JOBS AT CHARITABLE NONPROFITS

**\$1.1B**

IN ANNUAL WAGES

**370**

CHARITABLE NONPROFITS WITH PAID EMPLOYEES



**1,074** TOTAL CHARITABLE NONPROFITS

**\$3.1B** IN ANNUAL REVENUE\*

**\$3.0B**

IN ANNUAL EXPENDITURES, BENEFITTING LOCAL ECONOMIES\*

IRS Exempt Organization Business Master File and Kentucky Center for Statistics as of October 2025, Labor Market Information Branch Quarterly Census of Employment and Wages, December 2024  
 \*IRS Business Master Files (BMF) 2012-2025; IRS e-File and Revenue Transaction Files of 501(c)(3) Public Charity Form 990/990-EZ Returns circa FY 2023, via DataLake Nonprofit Research (datalake.net) © 2025, DataLake, llc

LEARN MORE AND EXPLORE THE INTERACTIVE DASHBOARD:  
[KYnonprofits.org/Advocate/MoreThanCharity](https://KYnonprofits.org/Advocate/MoreThanCharity)

